

# Oil product range

For a natural and sustainable surface treatment



**Hesse Lignal**  
inspiring you

inspiring you



For our specification service please contact  
Origin Decorative on 01787 461420

[www.origindecorative.co.uk](http://www.origindecorative.co.uk)

The complete oil product range for lasting protection and the best care. Retains the natural appearance and individuality of the wood.

# Effective – Resistant – Sustainable



Untreated wood



Oiled wood

Surface protected by:  
2 x smoothing and padding, such as  
with NATURAL-SOLID-OIL GE 11254

In many cases the protective function is comparable to that of a lacquered surface. Here you can see the result of our internal laboratory test. In each case we left the beetroot juice, water, coffee and olive oil to be absorbed for three hours.











































































































## Oiled surfaces are ...

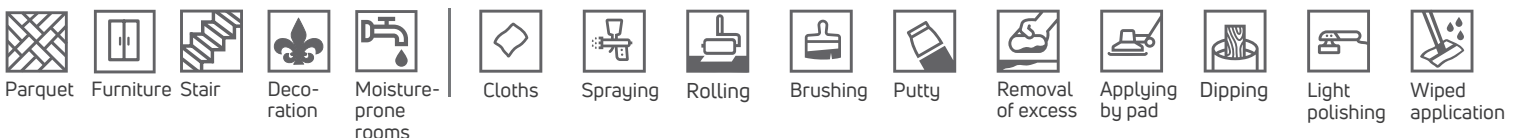
- More resistant and offer protection against contamination and the effects of moisture.
- Easier to clean than bare wood surfaces.
- Their “accentuating nature” enables them to add emphasis to the structure and colour play in precious woods.
- They guarantee the colour play typical of wood and thus the natural and exclusive look and feel. They protect the natural colours.
- They are mostly open-pored and thus permit moisture exchange between the wood and its surroundings. The wood can breathe. This has a positive effect on room climate.
- They can in most cases be partially freshened up or repaired and thus offer an advantage over coated surfaces.

All listed products meet the Decopaint requirements and do not contain biocides, drying agents/siccatives containing cobalt or agents preventing skin formation (oximes) requiring special labelling. Most of these oils do not require special labelling and meet the requirements of EN 71-3 (Safety of children’s toys) and DIN 53160 Parts 1 and 2 (Saliva resistance and Perspiration resistance). The dried oil surfaces are harmless to humans, animals and the environment.

Which is why they are also successfully used worldwide by industry and crafts to create exclusive interior furnishings. A coordinated care product range ensures long-lasting protection of your individual and exclusive real wood surfaces.

# Contents

	Product name	Area of application	Application	Special features
Clear oils	NATURAL-SOLID-OIL Page 6	   	    	  
	NATURAL-OIL Page 7	   	    	
	SPEEDCARE-OIL Page 8	   	     	
	FLOORCARE-OIL Page 9	   	    	
	INVIPRO-OIL Page 10	 	  	
	WETPROTECT-OIL Page 11	    	  	
	FOODCARE-OIL Page 12	 	  	  
Schellac	Proterra RESIT Page 13	 		
	COLOR-SOLID-OIL Page 14	   	    	
Coloured oils	NATURAL-COLOR-OIL Page 15	   	    	
	OIL-COLOR-MIX Page 16			
Care products	PROTECT-OIL Page 17	   	  	
	PROTECT-CLEANER Page 18	   		
	ANTISLIP-CLEANER Page 19	 		
	Proterra CERAFLUID Page 20	 	  	



# The Hesse oil range in the overview

Product name	Decopaint compliant	DiBt approval (low emission according to AgBB scheme)	Number of applications	Proportion of renewable organic components	Use as "Isolating primer" against discoloring substances in wood	Slip resistance according to DIN 51130 R 10	Anti-static
<b>NATURAL-SOLID OIL</b> GE 11254	✓	✓	1-3	> 97 %	✓	✓	✓
<b>NATURAL-OIL</b> OE 52832	✓	✓	1-3	> 60 %		✓	✓
<b>SPEEDCARE-OIL</b> OE 52872	✓	✓	1-3	> 75 %	✓	✓	
<b>FLOORCARE-OIL</b> OE 52164	✓	✓	1-3	> 55 %	✓	✓	
<b>INVIPRO-OIL</b> OE 52860	✓	✓	1	> 55 %			✓
<b>WETPROTECT-OIL</b> OE 52068	✓		1-2	> 90 %	✓		✓
<b>FOODCARE -OIL</b> GE 11077	✓		1-2	99,9 %			✓
<b>Proterra RESIT</b> GE 17102			1-2	99 %			
<b>COLOR-SOLID-OIL</b> GB 11252-(colour tone)	✓	✓	1-2	> 90 %			✓
<b>NATURAL-COLOR-OIL</b> OB 52832-(colour tone)	✓	✓	1-2	> 50 %			✓
<b>PROTECT-OIL</b> OE 52842	✓	✓	1	> 50 %			
<b>PROTECT-CLEANER</b> PR 90	✓	✓	1	> 75 %			✓
<b>ANTISLIP-CLEANER</b> PR 93	✓	✓	1	> 30 %		✓*	✓
<b>Proterra CERAFLUID</b> GZ 1020			1	18 %			✓



Low-flammable according to IMO	Low-flammable according to EN 13501-1 (Parquet)	Antimicrobial according to ISO 22196	vegan	easily biodegradable	suitable for contact with food	suitable for sustainable construction projects	ÖkoBauKriterien (ecological building criteria registered in the baubook)	"tested according to EN 12720 Part 1 (formerly DIN 68861)	GISCODE
✓	✓	✓	✓	✓	✓	✓	✓	✓	Ö20+
						✓		✓	Ö60+
			✓			✓		✓	Ö60+
			✓			✓		✓	Ö60+
						✓			
			✓			✓		✓	Ö60+
		✓	✓	✓	✓	✓			
				✓		✓		✓	
✓			✓	✓		✓		✓	Ö20+
						✓		✓	Ö60+
						✓		✓	Ö60+
				✓		✓			GE10
				✓		✓			GE10
				✓		✓			

# NATURAL-SOLID-OIL

- Base: Natural oil
- As a natural oil, it already has excellent chemical and mechanical resistance, which other oils often do not even achieve through the use of hardeners
- good accentuation
- just one application reliably protects the wood
- resilient
- Component of the Paint Express system
- optional hardening 25 : 1 with hardener OR 5180 possible



## Order information:

Order number: GE 11254

Packaging sizes: 1 l, 3 l, 25 l

## Order information hardener:

Order number: OR 5180

Packaging sizes: 0,25 l





## NATURAL-OIL

- Base: oil-modified alkyd resin
- good mechanical and chemical resistance
- Component of the Paint Express system
- optional hardening 25 : 1 with hardener OR 5180 possible



### Order information:

Order number: OE 52832  
OE 52839

Packaging sizes: 1 l, 3 l, 25 l

### Order information hardener:

Order number: OR 5180  
Packaging sizes: 0,25 l





**Order information:**

Order number: OE 52872

Packaging sizes: 3 l, 25 l



## SPEEDCARE-OIL

- Base: oil-modified alkyd resin
- film forming
- especially fast-drying even in thicker layers
- forced drying is possible
- outstanding mechanical and chemical resistance
- durable surface







# FLOORCARE-OIL

- Base: oil-modified alkyd resin
- film forming
- easy to apply on large surfaces
- particularly abrasion-resistant surface
- can also be used on OSB and cork flooring
- optional hardening 25 : 1 with hardener OR 5180 possible



#### Order information:

Order number: OE 52162  
OE 52164  
OE 52167

Packaging sizes: 1 l, 3 l, 25 l

#### Order information hardener:

Order number: OR 5180

Packaging sizes: 0,25 l



# INVIPRO-OIL

- Base: oil-modified alkyd resin
- Natural wood effect
- provides longer substrate protection against colour changes than other oils
- the surface looks and feels as if it were untreated
- Use on light woods
- surfaces subject to higher demands will need to be oiled with a final coat of other Hesse oils
- optional hardening 25 : 1 with hardener OR 5180 possible



## Order information:

Order number: OE 52860

Packaging sizes: 1 l, 3 l, 25 l

## Order information hardener:

Order number: OR 5180

Packaging sizes: 0,25 l



„normal“ Oil

INVIPRO-OIL



## WETPROTECT-OIL

- Base: oil-modified alkyd resin
- as a basecoat oil in combination with other Hesse oils to increase the moisture resistance of the complete coating
- provides longer protection of the substrate against the effects of moisture than other oils
- especially good accentuation
- for surfaces subject to higher demands, also for kitchens and bathrooms
- optional hardening 25 : 1 with hardener OR 5180 possible



### Order information:

Order number: OE 52068

Packaging sizes: 1 l, 25 l

### Order information hardener:

Order number: OR 5180

Packaging sizes: 0,25 l





**Order information:**

Order number: GE 11077

Packaging sizes: 1 l, 3 l



## FOODCARE-OIL

- Base: Natural oil
- odourless and tasteless
- good accentuation
- especially suitable for objects subject to lower demands, such as decorative objects, fruit bowls and cutting boards
- ideal as a care oil for other oiled surfaces subject to lower demands





## Proterra RESIT

- Base: Shellac in fermentation alcohol
- film forming
- extremely fast-drying
- results in surfaces with a pleasant feel and lacquer-like appearance
- excellent chemical and mechanical resistance
- just one application reliably protects the wood against normal household contamination
- final treatment using GZ 1020 is recommended
- optional hardening 10 : 1 with hardener OR 5170 possible



### Order information:

Order number: GE 17102  
GE 17109

Packaging sizes: 5 l, 20 l

### Order information hardener:

Order number: OR 5170

Packaging sizes: 0,5 l, 1 l, 2,5 l



# COLOR-SOLID-OIL

- Base: Natural oil
- outstanding mechanical and chemical resistance
- just one application reliably protects the wood
- colour tones can be mixed with one another in any ratio
- Component of the Paint Express system
- optional hardening 25 : 1 with hardener OR 5180 possible



## Order information:

Order number:

GB 11252-(colour)

Packaging sizes: 1 l, 3 l, 25 l

## Order information hardener:

Order number: OR 5180

Packaging sizes: 0,25 l

For colour tones  
see page 22





## NATURAL-COLOR-OIL

- Base: oil-modified alkyd resin
- good mechanical and chemical resistance
- colour tones can be mixed with one another in any ratio
- Component of the Paint Express system
- optional hardening 25 : 1 with hardener OR 5180 possible



### Order information:

Order number:

OB 52832-(colour)

Packaging sizes: 1 l, 3 l, 25 l

### Order information hardener:

Order number: OR 5180

Packaging sizes: 0,25 l



For colour tones  
see page 23



**Order information:**

Order number: OP (colour)

Packaging sizes: 0,9 l

For colour tones see page 22

## OIL-COLOR-MIX

- high quality light fast pigments
- good brilliance
- for tinting all oils listed here, exception: RESIT GE 17102
- can be mixed with one another in any ratio
- can be used in suitable mixing machines
- Component of the Paint Express system







# PROTECT-OIL

- Base: oil-modified alkyd resin
- Special oil with a light intrinsic colour and super light-fastness for an oil
- maintains the good mechanical and chemical resistance of the oil surface
- ideal as a care oil for other oiled surfaces subject to high demands, such as stair, parquet, etc.
- specifically also for final application on surfaces oiled using a light colour
- optional hardener 25 : 1 with hardener OR 5180 possible



**Order information:**

Order number: OE 52842

Packaging sizes: 1 l, 25 l

**Order information hardener:**


Order number: OR 5180

Packaging sizes: 0,25 l



# PROTECT-CLEANER

- to be used neat or as an additive to water used for wiping or cleaning
- apply the cleaning and care solution using a lightly impregnated cloth or mop
- fast and streak-free drying
- the surface does not require any subsequent treatment and is immediately resilient after drying



## Order information:

Order number: PR 90

Packaging sizes: 1 l





## ANTISLIP CLEANER

- for use on anti-slip surfaces
- to be used neat or as an additive to water used for wiping or cleaning
- apply the cleaning and care solution using a lightly impregnated cloth or mop
- dries quickly to be streak-free
- the surface does not require any subsequent treatment and is immediately resilient after drying



### Order information:

Order number: PR 93

Packaging sizes: 1 l





**Order information:**

Order number: GZ 1020

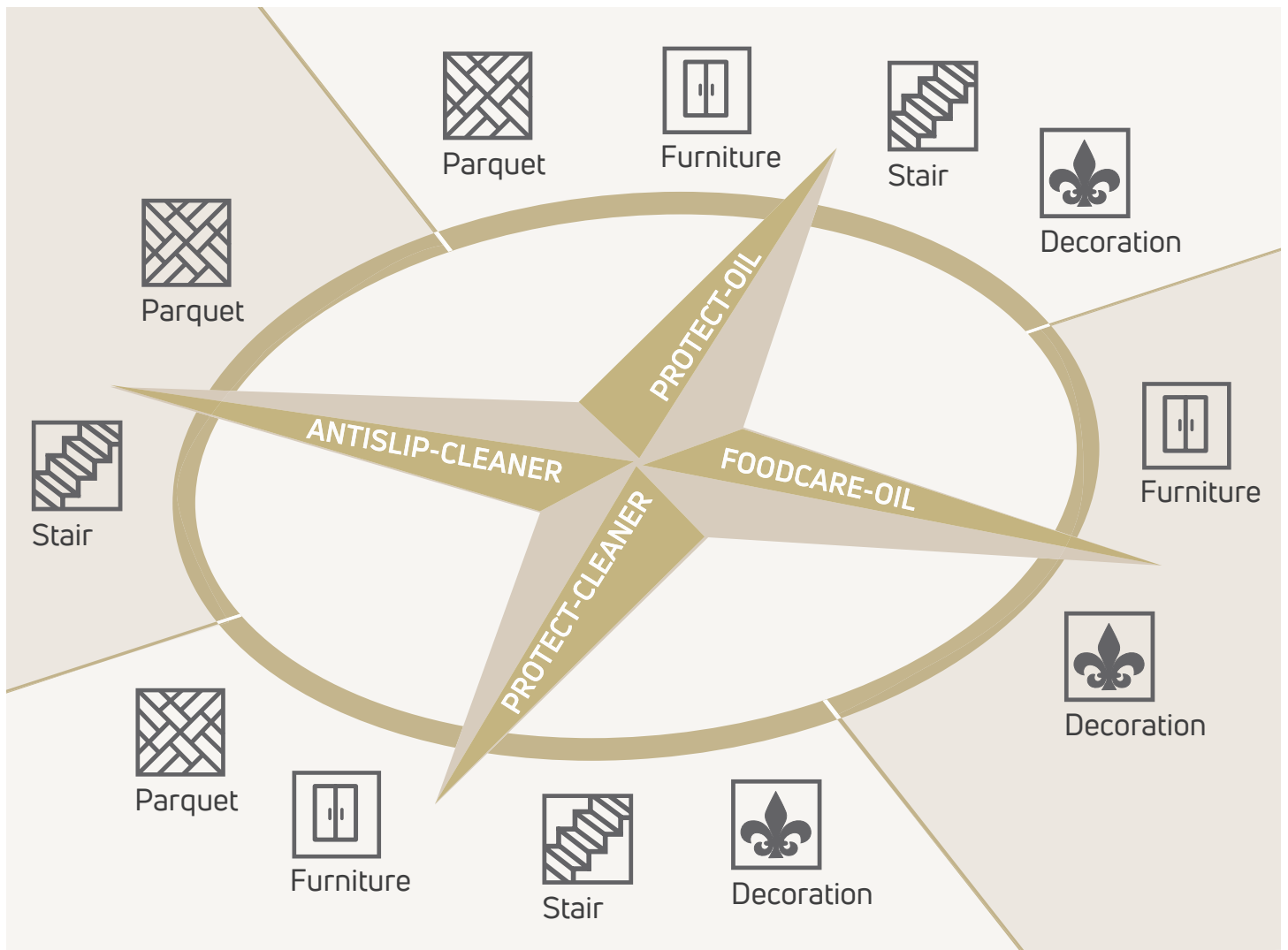
Packaging sizes: 0,8 kg



## Proterra CERAFLUID

- gives surfaces a pleasant waxy look and feel
- universally usable on decorative surfaces that are subject to light to normal demands
- fast-drying
- just one application cleans, protects and freshens up the surface

# Care compass



Hier finden Sie unsere ausführlichen Reinigungs- und Pflegeanleitungen



The nature and intensity of the demands has a major influence on the protective function of an oiled surface. The resistance of an oiled surface additionally depends on the oil quality, the number of oil layers and the penetration/wetting of the wood.

The desired look and/or feel of the oiled surface often sets certain limits here. The more open-pored or the stronger the "natural effect" of a surface, the more likely it is that changes due to contamination or damage will be noticed.

Timely, regular cleaning and care using suitable products is therefore important in maintaining a long-lasting protective function and an exquisite look. Should the oil layer already be partially damaged, immediate repair using a suitable care oil is required to prevent further damage, including to the wood.

# COLOR-SOLID-OIL



Box 01/Cheesecake



Box 02/Salt



Box 03/Snow



Box 04/Winter



Box 05/Light Walnut



Box 06/Milk



Box 07/Greystone



Box 08/Honey



Box 09/Shadow



Box 10/Modern Grey



Box 11/Pepper



Box 12/Olive Grey



Box 13/Phoenix Shadow



Box 14/Castle Brown




Box 15/Brownie



Box 16/Chestnut




Box 17/Cherry




Box 18/Nero



Box 19/Citrus



Box 20/Cranberry



Box 21/Blueberry

Order information can be found on page 14

## COLOR-SOLID-OIL with 21 colour tones



Order number:

Colour card XBK 8

## COLOR-SOLID-OIL



-010/Vanille



-011/Honey



-012/Almond



-020/Apricot



-070/Modern Grey



-071/Blue Grey



-080/Chestnut



-081/Smokey Oak



-090/White Peach

Order information can be found on page 14

## NATURAL-COLOR-OIL



-900/Black



-703/Grey



-702/Castle Brown



-704/Olive Grey



-700/White



-901/Ebony



-803/Light Walnut



-77/Primer White



-804/Dark Walnut



-133/Teak

Order information can be found on page 15


## OIL-COLOR-MIX



OP 101/Yellow



OP 300/Red



OP 400/Violet



OP 500/Blue



OP 900/White



OP 103/Oxide Yellow




OP 306/Oxide Red



OP 405/Magenta



OP 600/Green



OP 905/Black

Order information can be found on page 16

- In the case of oiled surfaces, the colour tone and effect result from the combination of raw wood sanding, wood colour and the oil used. Please therefore conduct a sample coating using the desired original materials to check in advance whether the result meets your requirements. The look, feel and resistance of an oiled surface depend primarily on the number of layers of oil applied.

- Please note that oils, like almost all natural materials, may change colour over the course of time under the influence of light and/or heat. Their colour changes both under the influence of light (e.g. UV rays from the sun, etc.) and due to light deprivation (yellowing at absence of light, such as beneath tablecloths, carpets, cupboards, etc.). Please consider these properties when creating your surface coating and conduct a test coating to assess whether the result meets your requirements.

- Coating materials that generate heat during drying (oxidatively drying oils) and coating materials that form highly flammable deposits may not be processed on the same spraying stand without further precautions due to the Risk of self-combustion (see BGR 500 Section 2.29 subsection 3.12.) The processing of different types of coating materials). In the case of oil-soaked, flammable materials there is a risk of self-combustion due to heat accumulation. So spread any contaminated materials out in the air to dry and then dispose of them. Wood dust impregnated with oil also prone to self-combustion under certain circumstances, so please do not dispose of it in closed containers and where possible try not to sand in the spray booth as a precaution.

- The required cleaning, care and refreshing intervals should be adapted to the number of oil layers applied and the type and intensity of the demands.

- The printing process may result in the colour representation of the colour samples differing from the original on wood.

# Tips concerning oil

Oils penetrate into the wood, wetting the wood pores and thus protecting the surface from contamination. They facilitate cleaning and make the surface anti-static and insensitive to short-term contact with water and other colouring substances (such as coffee, cola, red wine, etc.). Furthermore, they are usually open-pored and thus ensure a healthy indoor climate.



## The surfaces ...

- Are usually easier to create than lacquered surfaces. Minor surface imperfections (dust incursion, irregular application quantities, etc.) are immediately levelled out by the application and are therefore no longer visible in the final surface.
- Are protected, depending on the type of oil used, against normal to high demands. The desired look and feel also have a major influence here. The transition to a lacquered surface is often fluid.
- Are easier to repair in the case of minor damage or stains, especially locally. More extensive repairs will be required in the event of more severe damage, or in cases where the stain has already penetrated deep into the wood. Removal of the existing oil layer is unavoidable in such cases. This particularly applies to coloured oil coatings and where the coloured oil layer is already so badly damaged that partial renovation is not possible.

## Cleaning, care and refreshing of oiled surfaces:

The principle here is that the more frequently and intensively the oiled surface is used, the more frequent the cleaning and care intervals must be. For details please see the Care compass on page 21.



## Differences and special features:

### Natural oils and oil-modified alkyd resins

	Natural oil	Oil-modified alkyd resins
Penetration/impregnation properties	Very strong	Medium
Lightening (see below)	Weak	Stronger
Accentuation (see below)	Very strong	Weaker
Feel	Pleasantly velvety	Grippy, cooler
Optics	Warm	Fresh
Intrinsic colour	Oil-specific, somewhat darker	Oil-specific, somewhat lighter
Light fastness (see comment on the last page)	Typical for nature	Better depending on oil modification
Non-volatile component	Very high, up to 100 %	Significantly less
Content of solvent	Very low, almost solvent-free	Significantly higher, but still Decopaint compliant
Proportion of renewable raw materials	High, to very high	From low to high depending on oil modification
Initial smell of the dry oil surface	Natural oil specific, oil dependent	Low solvent smell, subsequently oil-typical depending on the oil modification used

### Variances in accentuation/lightening:



# Stain removal

It is sufficient in most cases to remove the stain using fine steel wool and then to subsequently treat the area with the original oil or a care oil (such as PROTECT-OIL OE 52842).

## Using fine steel wool



Surface oiled 2 x with OE 52832 (padded, excess removed, drying time 48 h). Contamination after 3 h exposure to beetroot juice.



Removal of the beetroot stain using fine steel wool. Carefully remove grinding dust.



The repaired area was subsequently oiled 1 x with OE 52832.


## Using sanding paper



Surface oiled 2 x with OE 52832 (padded, excess removed, drying time 48 h). Contamination after 3 h exposure to beetroot juice.

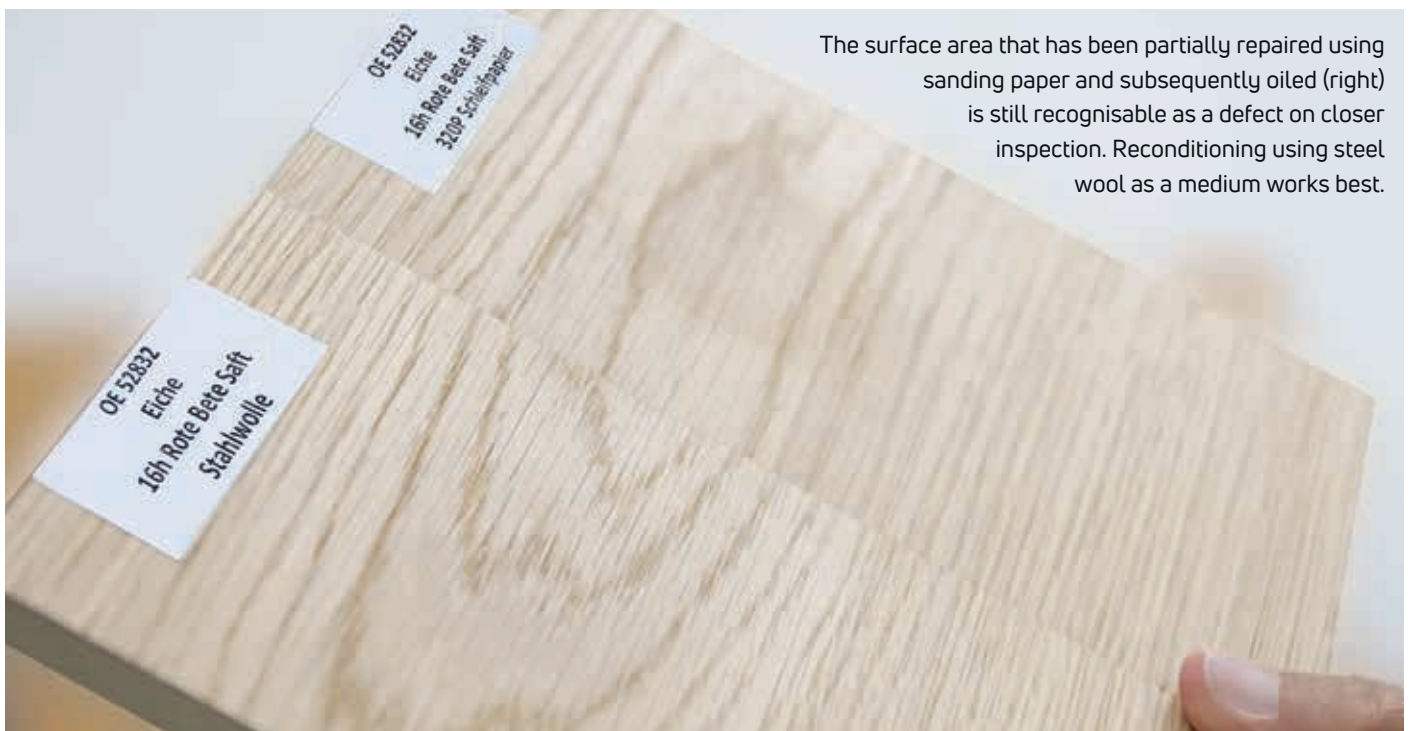


Removal of the beetroot stain using 320P sanding paper. Carefully remove grinding dust.



The repaired area was subsequently oiled 1 x with OE 52832.

In the area roughened using steel wool, the oil subsequently applied for the repair is absorbed more uniformly by the wood and the partial staining is additionally minimised. Please note: in the case of veneered surfaces, the ability to repair depends on the veneer thickness.



The surface area that has been partially repaired using sanding paper and subsequently oiled (right) is still recognisable as a defect on closer inspection. Reconditioning using steel wool as a medium works best.

## Hardwax oil:

the term “hardwax oil” has become established for a number of oil materials without the designation being regulated, let alone standardised as a voluntary commitment or standardisation. Most users for example understand a hardwax oil to be a material that dries to a durable, matt surface with a wax-like feel. They generally want low film formation on the surface and a sufficiently protective penetration into the wood, so that an open-pored and breathable surface is obtained.

Here is an overview of our “hardwax oils”:

- NATURAL-OIL
- SPEEDCARE-OIL
- FLOORCARE-OIL





## Factors that influence colour tone and intensity:

- The intrinsic colour of the wood that is used
- The raw wood sanding
- The amount of oil applied in combination with the exposure time
- The fineness of the sanding fleece that is used
- An additional oil application may be required depending on the degree of saturation of the wood Watering

It's certainly not a secret, but it's often overlooked: watering the wood is an easy way to enhance the depth and saturation of oil colour tones.

View: 1 x NATURAL-COLOR-OIL OB 52832-080 padded onto oak





## Pigment abrasion on coloured oiled surfaces?

All Hesse coloured oils are formulated in such a way that there is no visible pigment abrasion from the surface when the surfaces are sufficiently dried and processed as intended. The optional hardening 25 : 1 with hardener OR 5180 offers additional safety for heavily used surfaces. Should this nevertheless occur, it can have the following causes:

- The oil was not ground in with sufficient intensity
- The excess was not completely removed
- The surface was not sufficiently dried before being exposed to demands.


A surface treated with coloured oil can be finished using a clear oil for additional protection. For this purpose we recommend our PROTECT-OIL OE 52842 due to its low inherent colour and excellent lightfastness for an oil.

---

## Risk of self-combustion when oiling:

The risk of self-combustion indicated as a precaution in the safety data sheets and in the label texts refers to all combustible materials impregnated with oil, such as cotton cloths, filter mats and sanding fleece.

The formation of accumulated heat must always be prevented by measures such as the following: spreading out cloths to dry in the air, storing them under water or temporarily storing them in closed metal containers. The materials must then be disposed of properly.



## The inherent smell of oiled surfaces:

All oils have a typical inherent smell. This smell is a natural property and is characteristic of natural oils in particular. The smell is particularly noticeable during hardening of the oil. It depends among other things on the size of the oiled surface. The smell becomes progressively weaker after complete hardening of the oil surface. A uniform air exchange (good ventilation) and a room temperature of around 20 °C are also helpful. This property should particularly be taken into account when using oiled surfaces inside a cupboard, for example. In the case of solvent-based oils, the smells of the solvents are predominant during the drying phase. Experience indicates that the oil-specific smell is less noticeable after the evaporation phase. Yet most people find this typical smell pleasant and regard it as a sign of the naturalness of the materials used.

If you would like to know how an oiled surface looks and feels, simply visit our Sample shop and order a sample panel with "your" Hesse oil to convince yourself. This service is free of charge.

## How an oil dries:

It involves oxidative drying, in other words by means of the absorption of atmospheric oxygen. It proceeds relatively slowly until complete hardening and depends on the application quantity, room temperature, application method and air humidity.

Good air exchange, a constant room temperature of 20 °C if possible and a humidity of 55 - 60 % have a positive effect on complete hardening. Even under ideal conditions, the oils need a few days to achieve complete hardening, depending on the oil type and modification. Only then is a heavier demand on the oiled surface advisable.

## Oils are the ideal combination partners for solving specific issues:

Oils have properties that make them the ideal partner for (HYDRO) lacquers in special surface applications. For instance as an "isolating layer" for clear lacquer coatings to accentuate the grain picture on exotic woods, especially in the parquet sector, as a barrier basecoat under colour lacquer coatings for special woods (like Hevea brasiliensis or similar) or particularly resin-rich woods (such as pine, spruce, etc.).

Examples of successful problem solvers:

- NATURAL-SOLID-OIL
- SPEEDCARE-OIL
- FLOORCARE-OIL
- INVIPRO-OIL



Please ask the Hesse contact person known to you about the details.

# Here is where you can now order your inspirational oil sample free of charge!

## NATURAL-SOLID-OIL



Original samples can be ordered from our Sample shop.

P. 6

## SPEEDCARE-OIL



Original samples can be ordered from our Sample shop.

P. 8

## INVIPRO-OIL



Original samples can be ordered from our Sample shop.

P. 10

## WETPROTECT-OIL



Original samples can be ordered from our Sample shop.

P. 11

## Proterra RESIT



Original samples can be ordered from our Sample shop.

P. 13

## NATURAL-COLOR-OIL



Original samples can be ordered from our Sample shop.

P. 15

## Proterra CERAFLUID



Original samples can be ordered from our Sample shop.

P. 20

## **Please note**

Our technical information is continually adapted to keep up to date with the latest technology and statutory regulations. The latest version is always available online at [www.hesse-lignal.com](http://www.hesse-lignal.com) or talk to your local account manager. This information is for advice and is based on the best knowledge available and careful research in line with the technology. It is not legally binding. We also refer you to our Terms and Conditions. The material safety data sheet as per regulation (EC) No. 1907/2006 is available on request.

Version: 03.2022



**Hesse Lignal**  
inspiring you



**ORIGIN**  
DECORATIVE

Order number: XPOEE | Version: March 2022

inspiring you



Hesse GmbH & Co. KG  
Warendorfer Str. 21  
59075 Hamm – Germany

Tel.: +49 2381 963 00  
Fax: +49 2381 963 849  
E-mail: [info@hesse-lignal.de](mailto:info@hesse-lignal.de)  
[www.hesse-lignal.com](http://www.hesse-lignal.com)

Origin Hesse | Cavendish Business Centre | Highstreet Green | Sible Hedingham | Essex | CO9 3LH  
Telephone 01787 461420 email [simon@origindecorative.com](mailto:simon@origindecorative.com) [www.origindecorative.co.uk](http://www.origindecorative.co.uk)